

YOUTHPASS in Solidarity Projects



WHAT IS YOUTHPASS?

Youthpass is a process that helps to increase the learning value of a project, as well as a tool to document and recognise learning outcomes. It is a certificate that describes what the participants have learned during a Solidarity Project, in their own words.

All group members of Solidarity Projects can receive a Youthpass certificate. When there are further participants who wish to document their learning outcomes with Youthpass, the certificate can also be issued to them.

WHY USE YOUTHPASS?

Using Youthpass during a project is an opportunity to explain the learning outcomes and competences that the participant has developed. Thanks to an improved awareness of the developed competences, it becomes easier to apply them in one's personal and professional life and to communicate them better to others. Thus, Youthpass also improves the quality and visibility of a project's impact.




The Youthpass process continues

throughout the project life cycle.

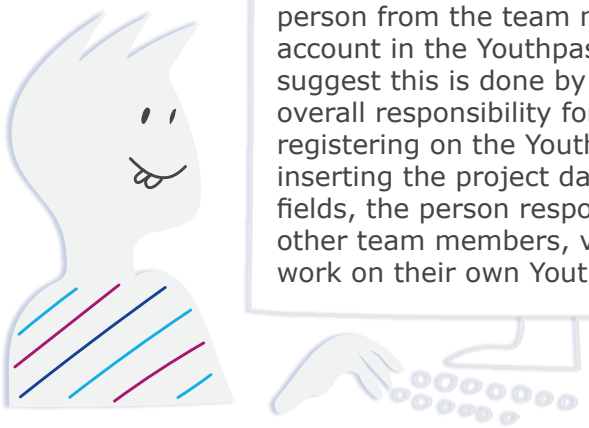
During the **planning and preparation phases**, it is a good idea to get more familiar with Youthpass, its structure and the website where the certificates are issued. Many find it useful to define their learning goals and objectives at this stage and perhaps even to draw up a learning plan – in other words, to consider what would help them achieve a certain goal and who to ask for help along the way. Such a learning plan is personal and hence can vary – even within the same project group – as it is based on one's own needs and plans for the future.

While **implementing the project**, it is important to regularly reflect on how and what is being learned and in what ways learning objectives are reached. Recording one's learning by keeping a diary, making videos or applying other methods helps to keep track. It is a good idea to plan these reflection moments in different ways; at certain moments it may make sense to discuss one's experiences with another member of the group, at other times being alone can work better, sometimes the whole group can reflect together, or one can ask a coach for support. Using a variety of approaches helps to describe one's learning journey from different points of view, so the outcomes may be richer.

Towards the **end of the project and during the follow-up phase**, each person writes down their learning outcomes for the Youthpass certificate. This way, the certificate can be more useful in future, too: for personal documentation or when presenting the certificate to others, such as in a university application or during a job interview.




HOW TO ISSUE YOUTHPASS CERTIFICATES



To start issuing the certificates, one person from the team needs to create an account in the Youthpass database. We suggest this is done by the person with overall responsibility for the project. After registering on the Youthpass website and inserting the project data in the necessary fields, the person responsible can invite other team members, via the website, to work on their own Youthpass certificates.

✓ Once the Youthpass certificate is completed, it needs to be signed. Normally, the legal representative is the person who signs the certificate. If you are an informal group of young people and do not have an organisation, it is worthwhile considering asking an organisation or a community that benefited from the project activities to sign the Youthpass. You can also ask the supporting organisation or your coach to sign the certificates, in case there is one in your project. This way, the impact of the project can be made more visible.



There are many resources in the publications section of youthpass.eu that can guide you through the whole process. One of our favourites is **Youthpass Unfolded**, that offers practical tips and hands-on methods to use during the Youthpass process.



You can find step-by-step instructions, certificate examples and more information on the Key Competences for Lifelong Learning in the Help & Instructions section of youthpass.eu.



WE WISH YOU A WONDERFUL LEARNING JOURNEY!

Your Youthpass Team

Youthpass is the recognition instrument for the European Solidarity Corps and Erasmus+ Youth programmes. The Youthpass certificate helps to recognise participation in the project as an educational experience and a period of non-formal and informal learning.

SALTO Training and Cooperation Resource Centre is responsible for the implementation of the Youthpass Strategy across Europe. You can contact the Youthpass Team at youthpass@salto-youth.net.

Further support on Youthpass is available from Youthpass Officers in each National Agency.

Youthpass

SALTO
TRAINING &
COOPERATION

